

GUNNEBO LIFTING POINTS



GUNNEBO
LIFTING



GUNNEBO LIFTING POINTS


Gunnebo has expanded its lifting point programme to include also RLP (Rotating Lifting Point) and ELP (Eye Lifting Point). This wider range of lifting points gives full flexibility to select the most suitable solution for any situation or environment. All products conform to the requirements of EN-1677-1 and are approved by BG/PZNM. Safety factor 4:1.



Disassemble RLP and insert suitable Masterlink e.g.



Assemble RLP and screw on to lifting object.



Lift directly with crane hook!



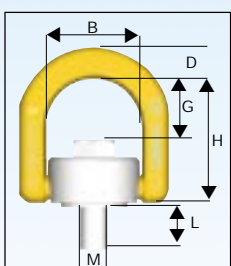
Approved
BG 005147



RLP – Rotating Lifting Point, Grade 8+

The patented new design of the RLP makes it suitable also in applications where a conventional lifting point would not be fully adequate. Intended to be used as a Lifting point, Lashing point or Towing attachment.

- Dismountable open D-ring. Enables assembly of roundsling, master link, link or hook directly onto the RLP.
- For lifting with single or multi-leg slings.
- Hexagon-headed screw for easy assembly/disassembly by means of an ordinary wrench.
- RLP can rotate 360° and articulate 180°.
- Forged in Grade 8+ material permits higher WLL than Grade 8 and DIN 580 eyebolts.
- Test loaded.
- The screw is Magnaflux crack tested and marked with H32.
- Open D-ring powder painted in fluorescent yellow.
- Low positioned open D-ring on centre line for optimal load distribution.
- Delivered with thread caps to avoid damage during transportation and storage.

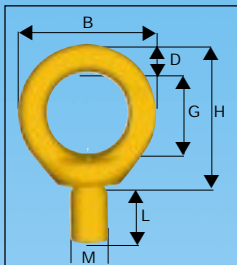


Code	Dimension in mm						Weight
	B	D	G	H	L	M	
RLP-M8-8+	42	12	35	60	15	M8	0,3
RLP-M10-8+	42	12	34	60	20	M10	0,3
RLP-M12-8+	57	19	46,5	85	19	M12	0,9
RLP-M16-8+	57	19	44	85	24	M16	0,9
RLP-M20-8+	83	28	56	111	32	M20	2,8
RLP-M24-8+	83	28	53	111	37	M24	2,8

Note: Threaded depths need to be at least 1xM for steel, 1,25xM for cast iron and 2xM for aluminium alloy.



Approved
BG 005161



ELP – Eye Lifting Point, Grade 8

Suitable for 1-legged slings.

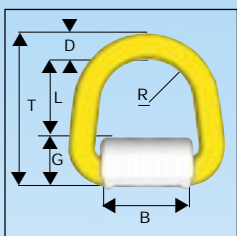
- Eye with flattened section for use with Berglok.
- Forged in Grade 8 material that permits higher WLL than for conventional DIN 580 eyebolts.
- Magnaflux crack tested.
- Delivered with thread caps to avoid damage during transportation and storage.
- Powder painted.

Code	Dimension in mm						Weight
	B	D	G	H	L	M	
ELP-M16-8	72	16	42	56	24	M16	0,4
ELP-M20-8	72	16	42	58	30	M20	0,5
ELP-M24-8	88	19	48	69	36	M24	0,9
ELP-M30-8	106	22	60	84	45	M30	1,4
ELP-M36-8	127	26	72	100	54	M36	2,3

Note: Threaded depths need to be at least 1xM for steel, 1,25xM for cast iron and 2xM for aluminium alloy



Approved
BG 955102



WLP – Weldable Lifting Point, Grade 8

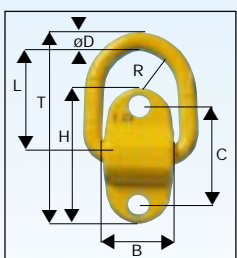
Weld-on lifting point for towing, lashing and lifting applications. Suitable electrodes are ISO 2560, DIN EN 499, BS EN 499 or equivalent.

- Forged D-ring and housing in Grade 8 material.
- Stainless steel spring for stay-up function.
- Test loaded and Magnaflux crack tested.
- D-ring articulates 180°.
- Powder painted D-ring.
- Flat design.

Code	Dimension in mm						Weight
	B	D	G	L	R	T	
WLP-1T	50	14	28	53	24	105	0,6
WLP-3T	58	17	32	48	29	111	0,9
WLP-5T	64	22	41	73	33	150	1,7



Approved
BG 955102




SLP – Screw-on Lifting Points, Grade 8

To be used in applications where welding is not possible

- Forged D-ring and housing in Grade 8 material.
- Dismountable.
- Test loaded and Magnaflux crack tested.
- 2 locking screws reduce risk of unscrewing.
- Powder painted.
- Flat design.

Code	Dimension in mm								Weight
	B	C	D	H	L	M	T	R	
SLP-1T	50	72	14	98	55	M14	139	24	0,9
SLP-3T	58	84	17	114	50	M16	144	29	1,4
SLP-5T	64	116	22	160	74	M20	203	33	2,9

Gunnebo Lifting
- Innovative thinking



Working Load Limits (t)

1-leg		2-leg		3 & 4 leg	
Product code	Working Load Limit (t)	α 0-90° β 0-45°	α 90-120° β 45-60°	α 0-90° β 0-45°	α 90-120° β 45-60°
RLP-M8-8+	0,3**	0,4	0,3	0,6	0,45
RLP-M10-8+	0,5**	0,7	0,5	1,0	0,75
RLP-M12-8+	0,75**	1,0	0,75	1,6	1,1
RLP-M16-8+	1,5**	2,1	1,5	3,2	2,3
RLP-M20-8+	2,5**	3,5	2,5	5,3	3,8
RLP-M24-8+	3,5**	4,9	3,5	7,3	5,3
ELP-M16-8	1,0*	1,4	1,0	2,1	1,5
ELP-M20-8	1,5*	2,1	1,5	3,2	2,3
ELP-M24-8	2,0*	2,8	2,0	4,2	3,0
ELP-M30-8	3,0*	4,2	3,0	6,3	4,5
ELP-M36-8	4,0*	5,6	4,0	8,4	6,0
WLP-1T	1,0	1,4	1,0	2,1	1,5
WLP-3T	3,0	4,2	3,0	6,3	4,5
WLP-5T	5,0	7,0	5,0	10,5	7,5
SLP-1T	1,0	1,4	1,0	2,1	1,5
SLP-3T	3,0	4,2	3,0	6,3	4,5
SLP-5T	5,0	7,0	5,0	10,5	7,5

Note: WLL above is valid for symmetrical loading.

In case of assymetrical loading we recommend the following loading:

- 2-leg as corresponding 1-leg.
- 3- or 4-leg as corresponding 2-leg.

*In case of 1-leg application where loading is limited to straightloading in the direction of the thread (no bending force) it is possible to use ELP with four times higher WLL than given in the table.

**The WLL of the RLP may be double in case of 1-leg applications provided only axial loading takes place, i.e. no bending force applied in the direction of the thread.



GUNNEBO INDUSTRIER AB, Business Unit Lifting • Box 44, S-730 60 Ramnäs, Sweden.
Tel: +46 - (0)220 384 00, Telefax: +46 - (0)220 384 98, E-mail: export@gunnebolifting.com,
Web page: www.gunnebolifting.com